

ENVIRONMENTAL PRODUCT DECLARATION ISO 14025 and ISO 21930



Plastic coated textile for soft skinned buildings

EPD

Foundation for Environmental
Declarations in Industry



NEPD no.: 099
Approved: 01.10.2007
Valid until: 30.09.2010

Byron Green

Independent verification of conformity

We confirm that this environmental declaration has been carried out according to ISO 14044, ISO 14025 and ISO 21930, and Product category rules (PCR) for "Mechanical fixed single ply roof waterproofing membranes (EN 13956)". The documentation has been carried out with the EcoDec-tool.

The declaration has been prepared by:

SINTEF Byggforsk SINTEF

Catharina Jørgensen
Oslo: 01.10.2007

Sven Fosdøl
Independent verifier

Manufacturer

PROTAN AS
Postboks 420 Brakerøya N-3002 Drammen Norway
Organisation no. NO 91 569 809 MVA
ISO 14001/EMAS: : NS-EN ISO 14001:NO 97-OSL-SYMI-8015
Market area: Europa

Contact person
Telephone
Fax
e-mail

Lars Anisdahl
+4732221600
+4732221700
lars.anisdahl@protan.no

Product information

Scope	Cradle to grave
Year of study	2007
Expected service life of building	30 years
Service life of product	30 years

Functional unit (FU) m² installed plastic coated textile and 30 years

Product description

This product is a plastic coated technical textile. It consists of plasticised PVC and a polyester reinforcement. The product is lacquered and also fire retardant. The intended uses are large tent constructions and temporary warehouses based on made to measure principles.

Product specification

	Part %	Quantity (kg/FU)
PVC	32,9 %	0,31
Polyester textile	25,7 %	0,25
Plasticiser (DINP)	25,7 %	0,24
Fire-, heat- and UV-stabiliser	15,7 %	0,15
SUM	100,0 %	0,95

Environmental Indicators

Global warming	2,8	kg CO2 equiv.
Energy use	13,6	kWh
Recycled materials	0	%
Indoor air classification (Classification according to CR 1752:1999)	No information	

Use of resources

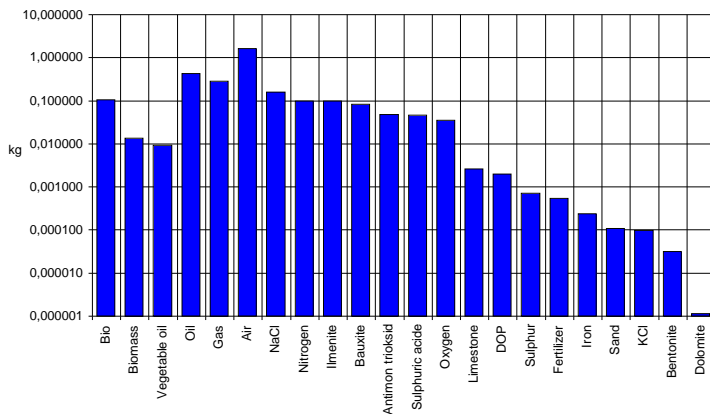
Material resources

R = Recycled materials
* = Feedstock

All figures refer to functional unit (FU)

	Type	Unit	Raw materials	Manufacturing + packaging	Building site	Use	Demolition/ Disposal	Transport	Total
Renewable materials									
Bio	*	kg		1,07E-01					1,07E-01
Biomass	*	kg	1,36E-02						1,36E-02
Vegetable oil	*	kg	9,36E-03						9,36E-03
Non-renewable materials									
Oil	*	kg	4,22E-01	5,81E-04					4,22E-01
Gas	*	kg	2,83E-01	3,73E-04					2,84E-01
Air		kg	1,63E+00						1,63E+00
NaCl		kg	1,58E-01						1,58E-01
Nitrogen		kg	9,82E-02						9,82E-02
Ilmenite		kg	9,74E-02						9,74E-02
Bauxite		kg	8,43E-02						8,43E-02
Antimon trioksid		kg	4,80E-02						4,80E-02
Sulphuric acide		kg	4,67E-02						4,67E-02
Oxygen		kg	3,55E-02						3,55E-02
Limestone		kg	2,61E-03						2,61E-03
DOP		kg	2,00E-03						2,00E-03
Sulphur		kg	7,06E-04						7,06E-04
Fertilizer		kg	5,48E-04						5,48E-04
Iron		kg	2,39E-04						2,39E-04
Sand		kg	1,08E-04						1,08E-04
KCl		kg	9,69E-05						9,69E-05
Bentonite		kg	3,22E-05						3,22E-05
Dolomite		kg	1,17E-06						1,17E-06
Feedstock	*	kWh							9,48E+00

Material resources total



Renewable materials 0 %, Non-renewable materials 100 %, Recycled materials 0 %

The product does not contain tropical wood.

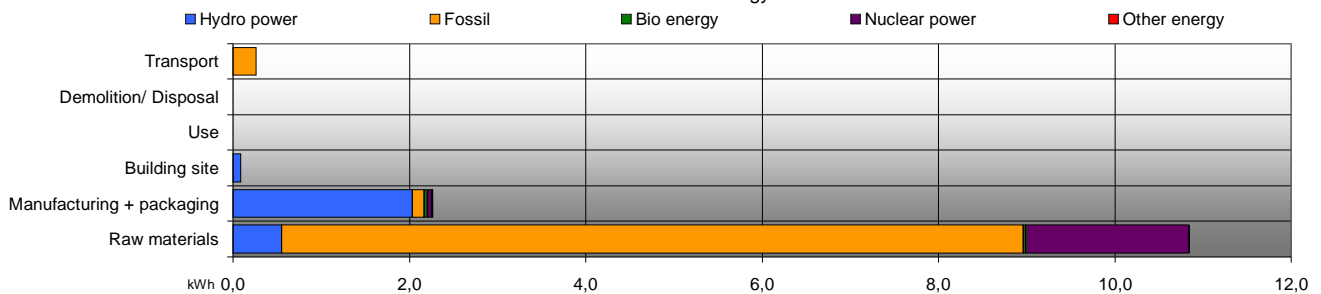
Consumption of chemicals on the Norwegian observation list

CAS-number	Risk phrases	Quantity	Unit
CAS-84-74-2	R-61, R-62	5,83E+00	g
CAS-26471-62-5	R-40	1,84E+00	g
			g
			g
			g
			g
Total		7,67E+00	g

Energy resources

	Unit	Raw materials	Manufacturing + packaging	Building site	Use	Demolition/ Disposal	Transport	Total
Renewable energy								
Hydro power	kWh	5,52E-01	2,04E+00	8,53E-02				2,67E+00
Bio energy	kWh	3,21E-02	3,51E-02					6,72E-02
Non-renewable energy								
Oil	kWh	2,90E+00	1,39E-01	2,23E-04			2,68E-01	3,31E+00
Gas	kWh	4,13E+00	4,22E-02	7,30E-04				4,17E+00
Coal	kWh	1,35E+00	5,19E-02	9,45E-04				1,40E+00
Brown coal	kWh	3,30E-02						3,30E-02
Nuclear power	kWh	1,85E+00	5,17E-02	2,08E-03				1,91E+00
Other energy	kWh	4,86E-03	1,09E-02	4,77E-04				1,63E-02
							Total	1,36E+01

Energy use



Water

Potable water 7,5E-03 m³

Land

Land used 0,00 m²

Halilaa V10 E 59RevB GP.as

Emissions and environmental impacts

Environmental impacts

All figures refer to functional unit (FU)

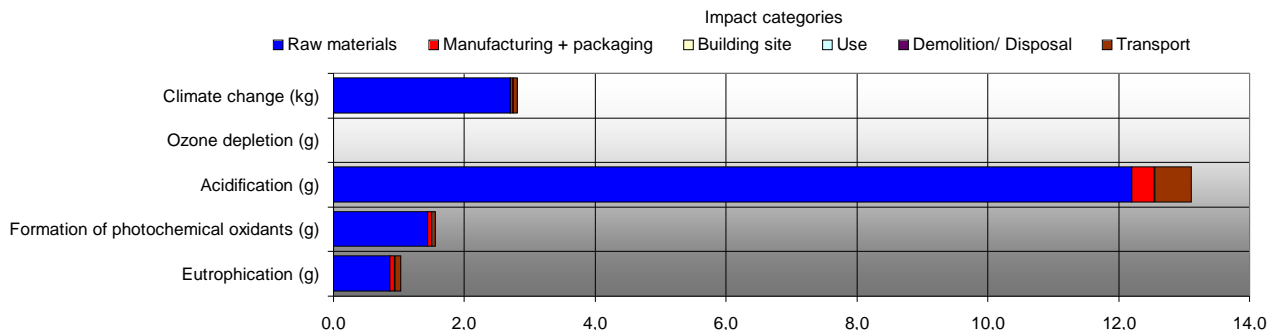
	Unit	Raw materials	Manufacturing + packaging	Building site	Use	Demolition/ Disposal	Transport	Total
Climate change	kg CO ₂ - equiv.	2,70E+00	4,48E-02	7,35E-04			7,18E-02	2,82E+00
Ozone depletion	kg ODP - equiv.	4,89E-11	1,19E-13	5,01E-15				4,91E-11
Acidification	kg SO ₂ - equiv.	1,22E-02	3,48E-04	1,01E-06			5,67E-04	1,31E-02
Formation of photochemical oxidants	kg POCP- equiv.	1,44E-03	6,07E-05	1,14E-07			6,56E-05	1,57E-03
Eutrophication	kg PO ₄ - equiv.	8,61E-04	7,53E-05	1,09E-07			9,87E-05	1,03E-03

Emissions to air

	Unit	Raw materials	Manufacturing + packaging	Building site	Use	Demolition/ Disposal	Transport	Total
CO ₂	g	2,32E+03	3,91E+01	6,16E-01			7,05E+01	2,43E+03
CO	g	8,29E+00	3,29E-01	2,45E-04			3,11E-01	8,93E+00
SO ₂	g	7,75E+00	1,72E-01	4,73E-04			3,67E-02	7,96E+00
NO _x	g	6,23E+00	2,51E-01	7,46E-04			7,58E-01	7,24E+00
NM VOC	g	1,36E+00	8,58E-02	9,16E-05			8,22E-02	1,52E+00
Particles	g	1,13E+00	8,69E-02	1,25E-04			5,35E-02	1,27E+00
CH ₄	g	1,52E+01	1,41E-01	4,36E-03			3,24E-03	1,54E+01
N ₂ O	g	6,87E-03	5,05E-03	5,85E-05			8,10E-04	1,28E-02
NH ₃	g	3,29E-03	2,70E-04	1,14E-05				3,57E-03
Pb	g	2,36E-02	4,78E-07	2,01E-08			2,43E-06	2,36E-02
Hg	g	2,80E-02	4,78E-07	2,01E-08				2,80E-02
HF	g	3,13E-03	6,99E-08	2,94E-09				3,13E-03
HCl	g	9,32E-02	5,48E-05	1,86E-08				9,32E-02
Benzene	g	1,65E-06	1,19E-07	5,01E-09			1,62E-03	1,62E-03
KCFC-22	g	1,44E-06	3,49E-09	1,47E-10				1,44E-06
Hydrocarbons	g	2,41E+00						2,41E+00
Organics	g	8,49E-02						8,49E-02
Aromatic HC not specified	g	7,92E-02						7,92E-02
Metals	g	2,02E-02						2,02E-02
H ₂	g	9,61E-03						9,61E-03
Sb	g	5,00E-03						5,00E-03

Emissions to water

	Unit	Raw materials	Manufacturing + packaging	Building site	Use	Demolition/ Disposal	Transport	Total
Substance/fibre	g	1,78E+00	2,59E-02					1,81E+00
COD	g	6,45E-01	1,29E+00	3,63E-08				1,94E+00
BOD	g	2,87E-01	1,22E-01	2,01E-08				4,10E-01
Phosphorus P	g	5,70E-04	4,78E-07	2,01E-08				5,71E-04
Nitrogen N	g	3,96E-03	1,50E-06	2,94E-08				3,96E-03
SO ₄ --	g	1,32E+00						1,32E+00
Na+	g	1,30E+00						1,30E+00
Cl	g	1,23E+00						1,23E+00



Indoor environment

TVOC	No information	µg/m ² h	Measured after 28 days
Formaldehyde	No information	µg/m ² h	Measured after 28 days
Ammonia	No information	µg/m ² h	Measured after 28 days
Carcinogenic compounds	No information	µg/m ² h	Measured after 28 days
Classified as category	No information		Classification according to CR 1752:1999

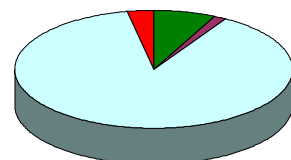
Noise	No information	dB(A)
-------	----------------	-------

Waste treatment

All figures refer to functional unit (FU)

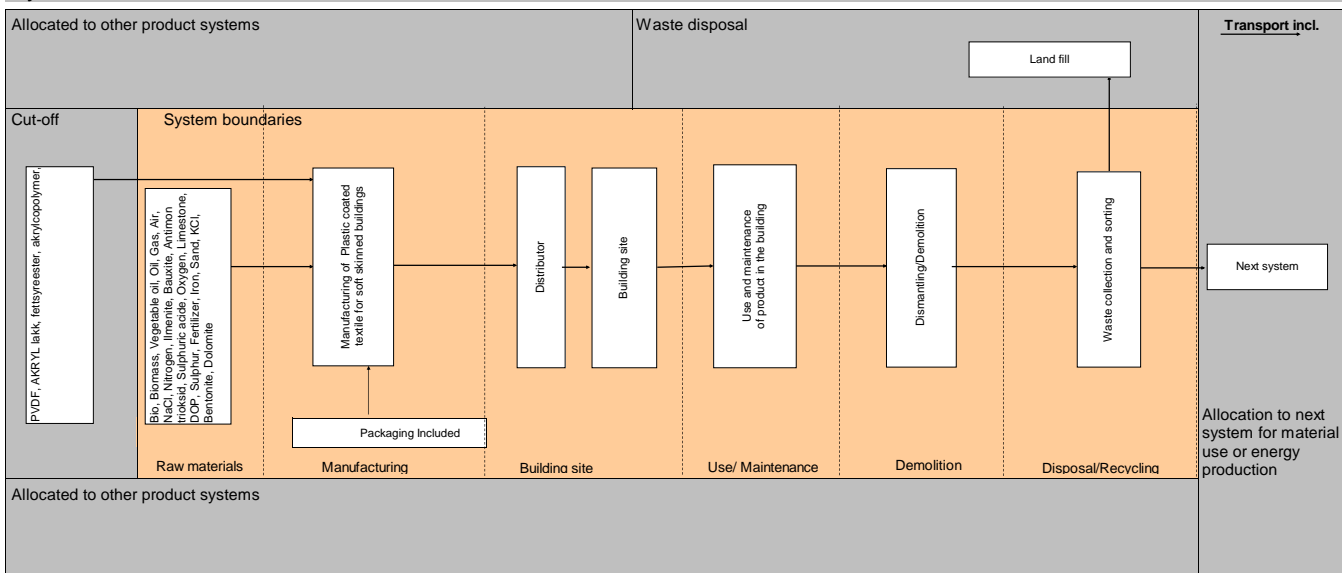
	Unit	Raw materials	Manufacturing + packaging	Building site	Use	Demolition/ Disposal	Total
Reuse/ recycling	kg	5,22E-02	4,72E-02				9,94E-02
Energy production	kg	2,06E-02	1,01E-04				2,07E-02
Waste to land fill	kg	1,72E-01	6,02E-03	9,53E-03		1,04E+00	1,23E+00
Hazardous waste	kg	4,33E-02	1,54E-05				4,33E-02
Radioactive waste	g	2,44E-01	1,76E-04				2,44E-01

Waste treatment



■ Reuse/ recycling
■ Energy production
■ Waste to land fill
■ Hazardous waste

System boundaries



Uncertainty	±	10 %
Scope of data (average)		99 %
Materials with product specific data		62 %
Cut-off		2,23 %

References: Sintef Byggforsk Report 21905